
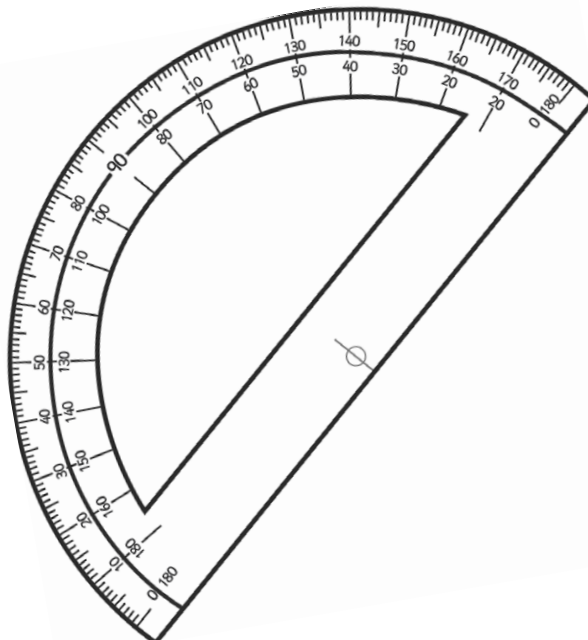
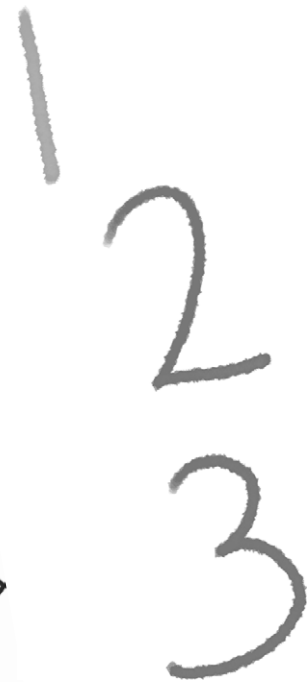
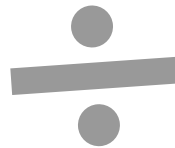



Year 6

Number and Place Value Workbook **Answers**



Home Learning Year 6 Maths Workbook Pack

Year 6 Programme of Study – Number and Place Value

Statutory Requirements	Worksheet	Page Number	Notes
Read, write, order and compare numbers up to 10 000 000 and determine the value of each digit	Ordering Numbers	3 - 5	
	Writing Numbers to 1 000 000 in words	6 - 7	
	Place Value to 10 000 000	8 - 9	
Round any whole number to a required degree of accuracy	Round any Whole Number to a Required Degree of Accuracy Worksheet.	10	
Use negative numbers in context, and calculate intervals across 0	Calculating Intervals Across 0 Worksheet.	11	
Solve number and practical problems that involve all of the above	Rounding Using Real Life Situations	12 - 13	

Ordering Numbers to 100 000

Fill in the spaces below with the numbers in order from smallest to largest.

22 212



22 012



12 201



12 022



21 220




76 767



67 767



67 677



77 677



77 776



48 849



49 848



48 489




49 994




4999



16 616



61 616




16 166



66 611




66 616



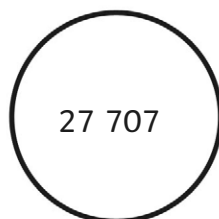
72 720



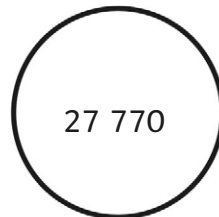
27 770



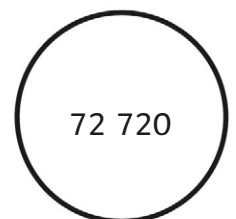
7770



7720



27 707



Ordering Numbers to 1 000 000

Fill in the spaces below with the numbers in order from smallest to largest.

965 695

966 596

965 599

966 659

966 569



787 778

788 788

787 877



787 787



788 877



635 645

366 355

634 654

635 563

635 633





155 515

55 551

55 155

155 551

151 515



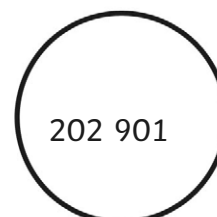
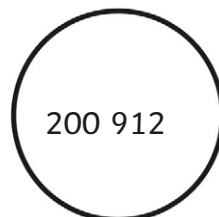
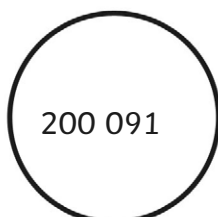
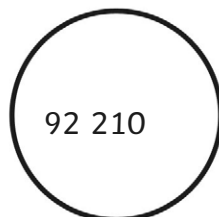
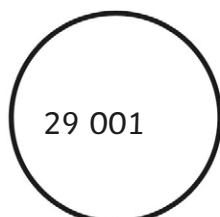
200 091

29 001

202 901

200 912

92 210



Ordering Numbers to 10 000 000

Fill in the spaces below with the numbers in order from smallest to largest.

3 345 453



3 354 345



345 354



4 453 534



454 543



707 700



7 707 007



7 777 707



7 770 007



777 700



9 962 269



9 629 296



6 629 269




2 296 962



2 926 926



7 735 500



7 537 700



777 500




555 300



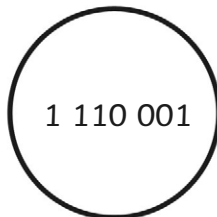
7 735 700



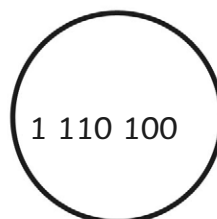
1 110 001



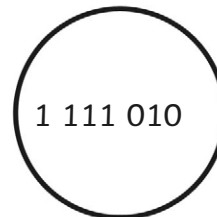
1 111 010




111 110



10 000 000



1 110 100



Writing Numbers to 10 000 000 in Words

Write the following numbers in words:

263 443	Two hundred and sixty three thousand, four hundred and forty-three
516 283	Five hundred and sixteen thousand, two hundred and eighty-three
787 865	Seven hundred and eighty seven thousand, eight hundred and sixty-five
3 883 091	Three million, eight hundred and eighty three thousand and ninety-one
7 060 696	Seven million and sixty thousand, six hundred and ninety-six
10 000 000	Ten million
8 589 130	Eight million, five hundred and eighty nine thousand, one hundred and thirty
1 645 099	One million, six hundred and forty five thousand and ninety-nine
9 840 781	Nine million, eight hundred and forty thousand, seven hundred and eighty-one
5 709 118	Five million, seven hundred and nine thousand, one hundred and eighteen

1 645 099	One million, six hundred and forty-five thousand and ninety-nine
9 840 781	Nine million, eight hundred and forty thousand, seven hundred and eighty-one
5 709 118	Five million, seven hundred and nine thousand, one hundred and eighteen
7 112 098	Seven million, one hundred and twelve thousand and ninety-eight
2 245 590	Two million, two hundred and forty-five thousand, five hundred and ninety
9 390 519	Nine million, three hundred and ninety thousand, five hundred and nineteen
1 101 010	One million, one hundred and one thousand and ten

Challenge

Can you add 2 of these numbers together using the number written in words? How would you set out the calculation?

Place Value to 10 000 000 Worksheet: Answers

question	answer
A.	
1	2000
2	800 000
3	300
4	100 000
5	90 000
6	8 000 000
7	90
8	9 000 000
B.	
1	<small>3 008 097</small> Three million eight thousand and ninety-seven.
2	<small>4 960 570</small> Four million nine hundred and sixty thousand, five hundred and seventy.
3	<small>470 367</small> Four hundred and seventy thousand three hundred and sixty-seven.
4	<small>8 160 262</small> Eight million one hundred and sixty thousand, two hundred and sixty-two.
5	<small>6 008 006</small> Six million eight thousand and six.
C.	
1	527 856
2	7 527 856
3	3 917 356

Round any Whole Number to a Required Degree of Accuracy Worksheet: Answers

question	answer						
A.							
	Number	Rounded to Nearest Ten	Nearest Hundred	Nearest Thousand	Nearest Ten Thousand	Nearest Hundred Thousand	Nearest Million
	5 658 485	5 658 490	5 658 500	5 658 000	5 660 000	5 700 000	6 000 000
	34 745 123	34 745 120	34 745 100	34 745 000	34 750 000	34 700 000	35 000 000
	56 830 879	56 830 880	56 830 900	56 831 000	56 830 000	56 800 000	57 000 000
	50 313	50 310	50 300	50 000	50 000	100 000	0
	776 927	776 930	776 900	777 000	780 000	800 000	1 000 000
	379 298 845	379 298 850	379 298 800	379 299 000	379 300 000	379 300 000	379 000 000
	4 448 529	4 448 530	4 448 500	4 449 000	4 450 000	4 500 000	4 000 000
	99 999 999	100 000 000	100 000 000	100 000 000	100 000 000	100 000 000	100 000 000
B.							
1	56 500 - 57 499						
2	500 000 - 1 499 999						
3	2 345 885 - 2 345 894						
4	6 445 000 - 6 454 999						
5	77 150 000 - 77 249 999						
6	675 000 000 - 684 999 999						

Calculating Intervals Across 0 Worksheet: Answers

question	answer																																				
A.																																					
	<table border="1" style="margin: auto; border-collapse: collapse;"> <thead> <tr> <th style="width: 16.6%;">Start</th> <th style="width: 16.6%;">+5</th> <th style="width: 16.6%;">-17</th> <th style="width: 16.6%;">+22</th> <th style="width: 16.6%;">-31</th> <th style="width: 16.6%;">+26</th> </tr> </thead> <tbody> <tr> <td style="text-align: center;">6</td> <td style="text-align: center;">-5</td> <td style="text-align: center;">-22</td> <td style="text-align: center;">0</td> <td style="text-align: center;">-15</td> <td style="text-align: center;">22</td> </tr> <tr> <td style="text-align: center;">17</td> <td style="text-align: center;">-11</td> <td style="text-align: center;">-4</td> <td style="text-align: center;">7</td> <td style="text-align: center;">-24</td> <td style="text-align: center;">-5</td> </tr> <tr> <td style="text-align: center;">-10</td> <td style="text-align: center;">22</td> <td style="text-align: center;">-15</td> <td style="text-align: center;">16</td> <td style="text-align: center;">-13</td> <td style="text-align: center;">11</td> </tr> <tr> <td style="text-align: center;">8</td> <td style="text-align: center;">-2</td> <td style="text-align: center;">5</td> <td style="text-align: center;">-27</td> <td style="text-align: center;">-31</td> <td style="text-align: center;">2</td> </tr> <tr> <td style="text-align: center;">-3</td> <td style="text-align: center;">13</td> <td style="text-align: center;">-6</td> <td style="text-align: center;">18</td> <td style="text-align: center;">-4</td> <td style="text-align: center;">13</td> </tr> </tbody> </table>	Start	+5	-17	+22	-31	+26	6	-5	-22	0	-15	22	17	-11	-4	7	-24	-5	-10	22	-15	16	-13	11	8	-2	5	-27	-31	2	-3	13	-6	18	-4	13
Start	+5	-17	+22	-31	+26																																
6	-5	-22	0	-15	22																																
17	-11	-4	7	-24	-5																																
-10	22	-15	16	-13	11																																
8	-2	5	-27	-31	2																																
-3	13	-6	18	-4	13																																
B.																																					
1	£22																																				
2	-£132																																				
3	£12																																				
4	£46																																				

Using Rounding in Real Life Situations: Answers

question	answer
1	357cm to the nearest 4 metres.
2	$1800 + 1700 + 1400 + 1900 = 6800\text{cm}$
3	Winning party = Red by approximately 2000 votes.
4	$63 \times \text{£}2.50 = \text{£}157.50$ therefore, he needs to withdraw $\text{£}160$ from his bank account.
5	$\text{£}25\,000$ when amounts are rounded to nearest thousand.
6	$\text{£}1400$, Yes, Gregor can afford to take the new job.