

Please make sure that you print this resource at 100% so that all measurements are correct.

To do this, follow the relevant steps below.

### Adobe Reader or Adobe Acrobat

- Adobe Reader is a free PDF viewer, from Adobe. To install a copy of Adobe Reader, go to <https://get.adobe.com/uk/reader/>.
- Once Adobe Reader is installed, open your PDF.
- Go to File>Print.
- Under 'Page Sizing & Handling', select 'Size'.
- From here, make sure that 'Actual Size' is selected.
- Print this page as a test, making sure that the shape below is the correct size once printed.
- If the test print is correct, print your PDF.

### Foxit Reader

- Go to File>Print.
- Set the 'Scaling' to 'None'.
- Print this page as a test, making sure that the shape below is the correct size once printed.
- If the test print is correct, print your PDF.

### Web Browser




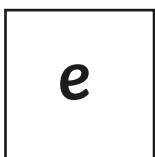
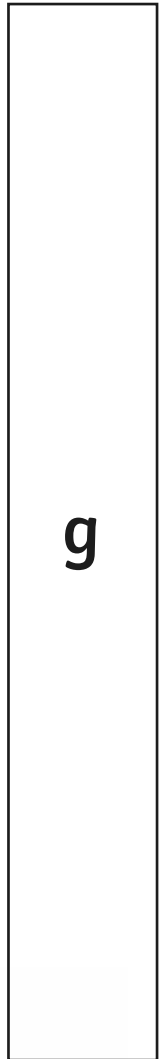
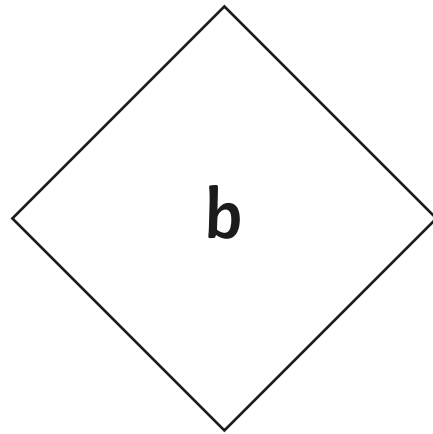
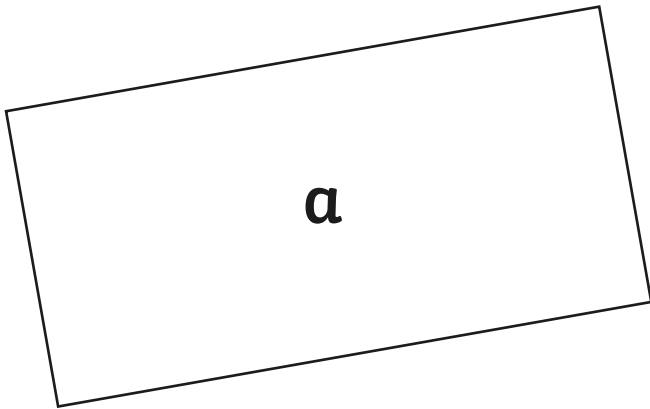
- If printing from a web browser, such as Chrome, Firefox or Microsoft Edge make sure that your printer is set to print at 100%, either by unticking 'Fit to Page' or selecting 'Actual Size'.
- Print this page as a test, making sure that the shape below is the correct size once printed.
- If the test print is correct, print your PDF.



# Calculate Area by Counting Squares

I can measure area by counting squares.

1. Cut out the quadrilaterals below and use the counting grid to find the area.



**Challenge:** Draw some of your own quadrilaterals for a friend to find the area. Use the counting grid to help.

# Calculate Area by Counting Squares

1. Cut out the quadrilaterals and use the counting grid to find the area.

a. \_\_\_\_\_ squares

f. \_\_\_\_\_ squares

b. \_\_\_\_\_ squares

g. \_\_\_\_\_ squares

c. \_\_\_\_\_ squares

h. \_\_\_\_\_ squares

d. \_\_\_\_\_ squares

i. \_\_\_\_\_ squares

e. \_\_\_\_\_ squares

**Challenge:** Draw some of your own quadrilaterals for a friend to find the area.  
Use the counting grid to help.



visit [twinkl.com](https://www.twinkl.com)



---

# Calculate Area by Counting Squares

1. Cut out the quadrilaterals and use the counting grid to find the area.

a. \_\_\_\_\_ squares

f. \_\_\_\_\_ squares

b. \_\_\_\_\_ squares

g. \_\_\_\_\_ squares

c. \_\_\_\_\_ squares

h. \_\_\_\_\_ squares

d. \_\_\_\_\_ squares

i. \_\_\_\_\_ squares

e. \_\_\_\_\_ squares

**Challenge:** Draw some of your own quadrilaterals for a friend to find the area.  
Use the counting grid to help.



visit [twinkl.com](https://www.twinkl.com)




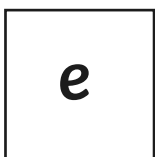
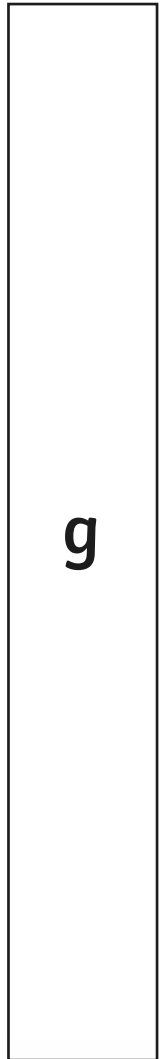

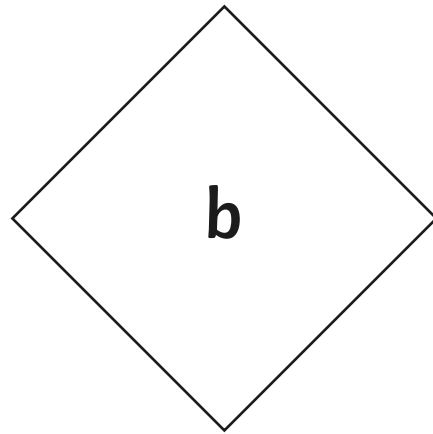
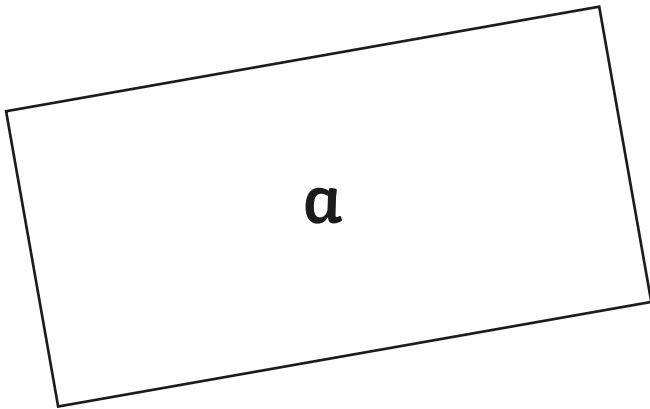




# Calculate Area by Counting Squares

I can calculate area by using a ruler.

1. Measure the shapes below using a ruler and work out the area for each.



**Challenge:** Draw some of your own quadrilaterals for a friend to find the area. Use the counting grid to help.

# Calculate Area by Counting Squares

1. Measure the shapes below using a ruler and work out the area for each.

a. \_\_\_\_\_  $\text{cm}^2$

b. \_\_\_\_\_  $\text{cm}^2$

c. \_\_\_\_\_  $\text{cm}^2$

d. \_\_\_\_\_  $\text{cm}^2$

e. \_\_\_\_\_  $\text{cm}^2$

f. \_\_\_\_\_  $\text{cm}^2$

g. \_\_\_\_\_  $\text{cm}^2$

h. \_\_\_\_\_  $\text{cm}^2$

i. \_\_\_\_\_  $\text{cm}^2$

**Challenge:** Draw some of your own quadrilaterals for a friend to find the area. Use the counting grid to help.



visit [twinkl.com](https://www.twinkl.com)



---

# Calculate Area by Counting Squares

1. Measure the shapes below using a ruler and work out the area for each.

a. \_\_\_\_\_  $\text{cm}^2$

b. \_\_\_\_\_  $\text{cm}^2$

c. \_\_\_\_\_  $\text{cm}^2$

d. \_\_\_\_\_  $\text{cm}^2$

e. \_\_\_\_\_  $\text{cm}^2$

f. \_\_\_\_\_  $\text{cm}^2$

g. \_\_\_\_\_  $\text{cm}^2$

h. \_\_\_\_\_  $\text{cm}^2$

i. \_\_\_\_\_  $\text{cm}^2$

**Challenge:** Draw some of your own quadrilaterals for a friend to find the area. Use the counting grid to help.



visit [twinkl.com](https://www.twinkl.com)

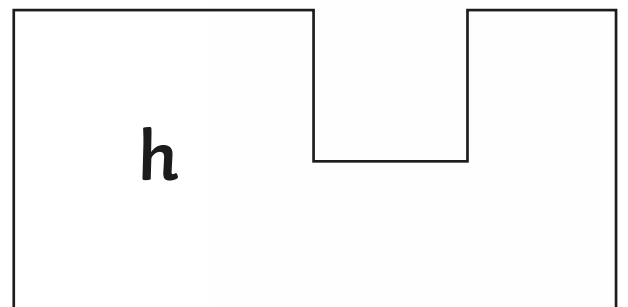
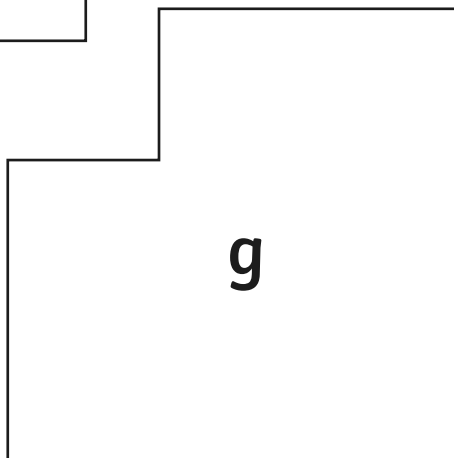

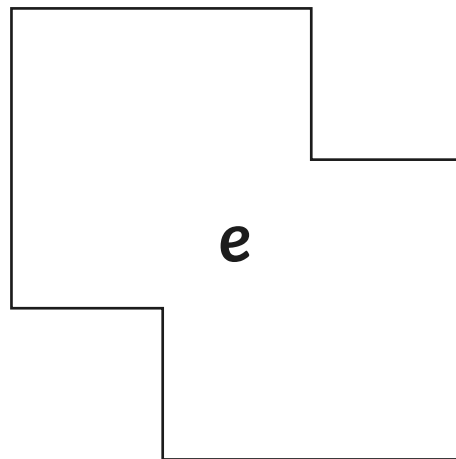
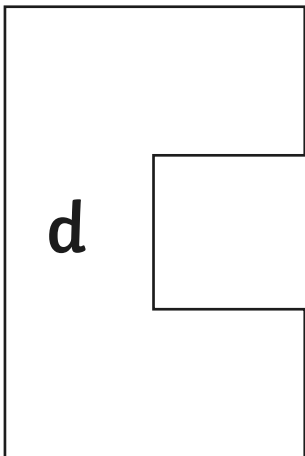
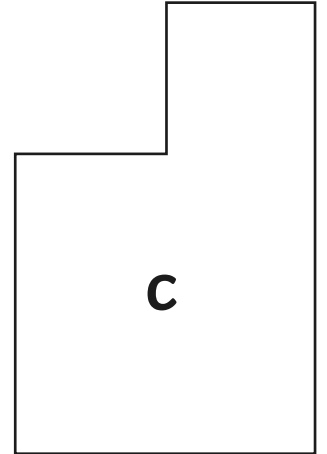
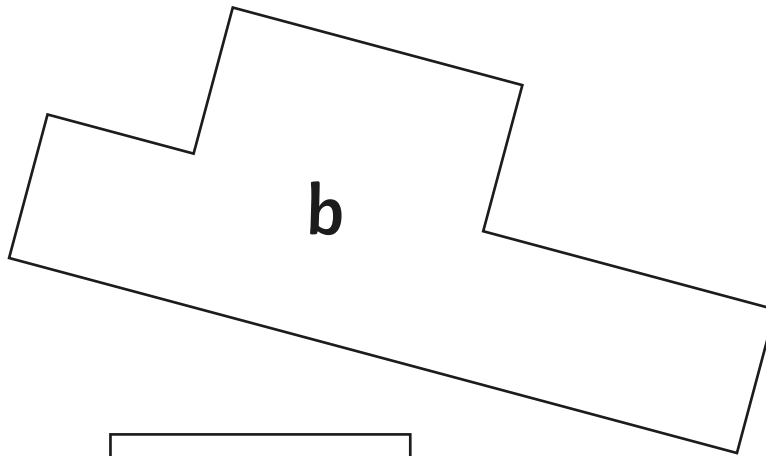
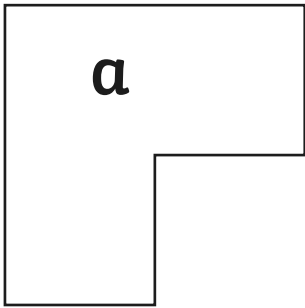




# Calculate Area by Counting Squares

I can calculate the area of a shape. I can round decimals to the nearest whole number.

- Using a ruler, measure the edges of the shapes below to the nearest whole cm. Then, work out the area of each shape.



**Challenge:** Draw some of your own shapes for a friend to find the area. Use the counting grid to help.

# Calculate Area by Counting Squares

1. Using a ruler, measure the edges of the shapes below to the nearest whole cm. Then, work out the area of each shape.

a. \_\_\_\_\_  $\text{cm}^2$

f. \_\_\_\_\_  $\text{cm}^2$

b. \_\_\_\_\_  $\text{cm}^2$

g. \_\_\_\_\_  $\text{cm}^2$

c. \_\_\_\_\_  $\text{cm}^2$

h. \_\_\_\_\_  $\text{cm}^2$

d. \_\_\_\_\_  $\text{cm}^2$

e. \_\_\_\_\_  $\text{cm}^2$

**Challenge:** Draw some of your own quadrilaterals for a friend to find the area. Use the counting grid to help.



visit [twinkl.com](https://www.twinkl.com)



---

# Calculate Area by Counting Squares

1. Using a ruler, measure the edges of the shapes below to the nearest whole cm. Then, work out the area of each shape.

a. \_\_\_\_\_  $\text{cm}^2$

f. \_\_\_\_\_  $\text{cm}^2$

b. \_\_\_\_\_  $\text{cm}^2$

g. \_\_\_\_\_  $\text{cm}^2$

c. \_\_\_\_\_  $\text{cm}^2$

h. \_\_\_\_\_  $\text{cm}^2$

d. \_\_\_\_\_  $\text{cm}^2$

e. \_\_\_\_\_  $\text{cm}^2$


**Challenge:** Draw some of your own quadrilaterals for a friend to find the area. Use the counting grid to help.



visit [twinkl.com](https://www.twinkl.com)



# Counting Grid



1cm<sup>2</sup>

# Calculate Area by Counting Squares **Answers**



Question	Answer	
<b>1.</b> Cut out the squares and use them to find the area of these rectangles.		
a	8 squares	f 4 squares
b	4 squares	g 7 squares
c	4 squares	h 10 squares
d	3 squares	i 8 squares
e	1 squares	



Question	Answer
<b>1.</b> Measure the shapes below using a ruler and work out the area for each.	
a	32cm <sup>2</sup>
b	16cm <sup>2</sup>
c	16cm <sup>2</sup>
d	12cm <sup>2</sup>
e	4cm <sup>2</sup>
f	16cm <sup>2</sup>
g	28cm <sup>2</sup>
h	40cm <sup>2</sup>
i	32cm <sup>2</sup>



Question	Answer
<b>1.</b> Using a ruler, measure the edges of the shapes below to the nearest whole cm. Then, work out the area of each shape.	
a	12cm <sup>2</sup>
b	28cm <sup>2</sup>
c	20cm <sup>2</sup>
d	20cm <sup>2</sup>
e	28cm <sup>2</sup>
f	20cm <sup>2</sup>
g	32cm <sup>2</sup>
h	28cm <sup>2</sup>