

YEAR 2

MATHS

# Home Learning Pack



Start your 2 week free trial  
of **Classroom Secrets Kids**  
today for video tutorials,  
activities and lesson slides!

[kids.classroomsecrets.co.uk](https://kids.classroomsecrets.co.uk)



# Count Vertices on 2D Shapes

1. Complete the table.

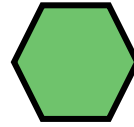
Shape	Number of sides	Number of vertices	Name of shape
A. 			
B. 			

VF

4. Michael wants to make a total of 15 vertices. He says,




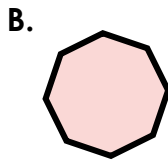

I need 2 hexagons and a square.



Is he correct? Explain how you know.

R

2. Match the shapes to the correct number of vertices.



8

4

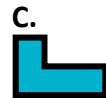
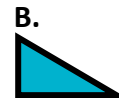
6

VF

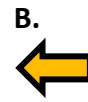
5. Using 3 of their shapes, who can make a total of 11 vertices?



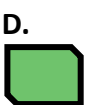
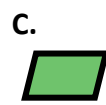
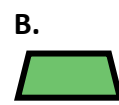
Henry



Zena

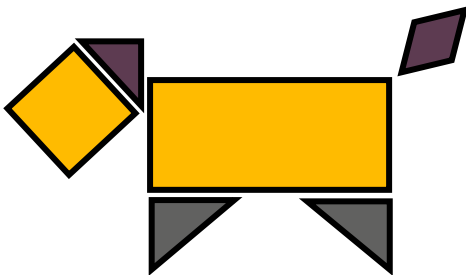


Polly



PS


3. Count the number of vertices you can see in the picture below.



There are  vertices altogether.

VF

6. Sort these shapes into 2 groups and complete the labels for the table.



Find 2 possibilities.

PS

# Count Vertices on 2D Shapes

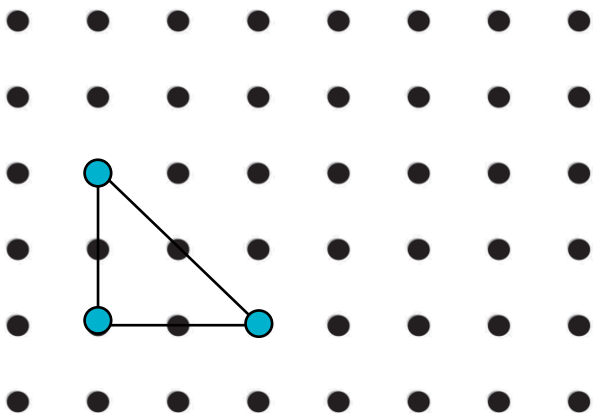
Complete the loop cards by writing the name of the matching shape or the number of vertices.

Start

_____	<b>4</b> vertices	→ square	octagon	→ _____ vertices	_____ vertices	→
square	← _____ vertices		← _____ vertices	6 vertices	← _____	_____
_____	→ 8 vertices	_____	→ 5 vertices	_____ vertices	→	_____
	← _____	0 vertices	← _____ vertices		← 3 vertices	← _____


# Draw 2D Shapes

1. Copy and name the shape below.



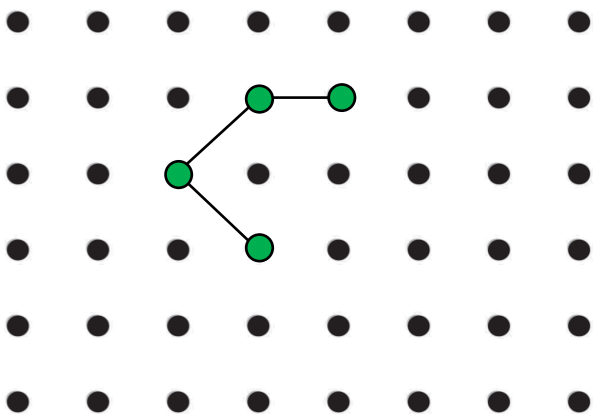
VF

4. Kenny is drawing an octagon starting at the dot. Finish his shape.




PS

2. Paul is drawing a hexagon. Complete the shape.




VF

5. Draw 2 different hexagons.



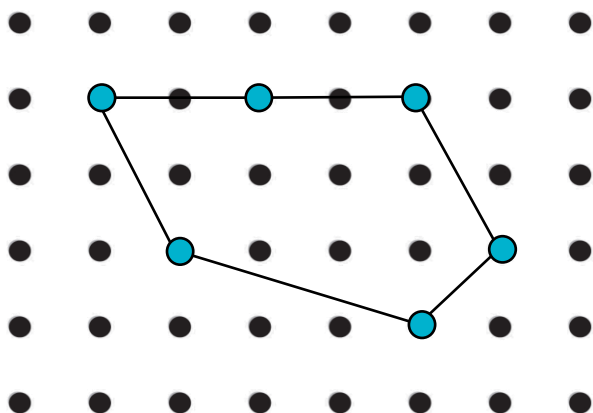
PS

3. Connect the points to draw two different squares.



VF


6. Suzie thinks she has drawn a hexagon. Explain her mistake.



R

# Draw 2D Shapes

Use the dot paper to draw a space themed picture. You must use all of Zot's shapes but you can use each of them more than once. The shapes can be regular or irregular.



## Zot's shapes



triangle

rectangle

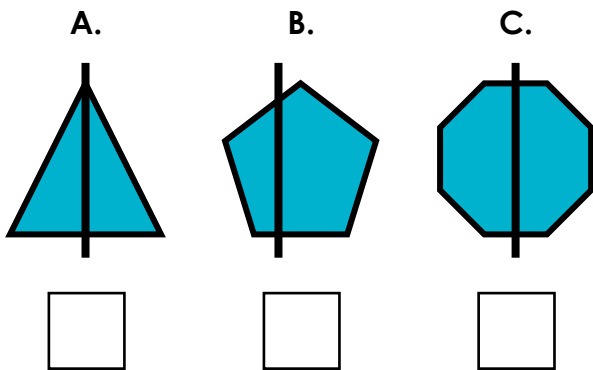
pentagon

hexagon

octagon

# Lines of Symmetry

1. Tick the shapes that have a correct vertical line of symmetry.



VF


4. Peter has completed the table below. Is he correct?

Vertical line of symmetry	No vertical line of symmetry
A.	C.
B.	D.

Explain your answer.

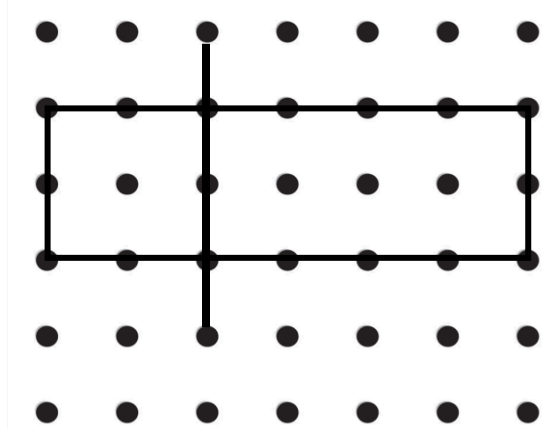
R

2. Which shapes have a vertical line of symmetry?



VF

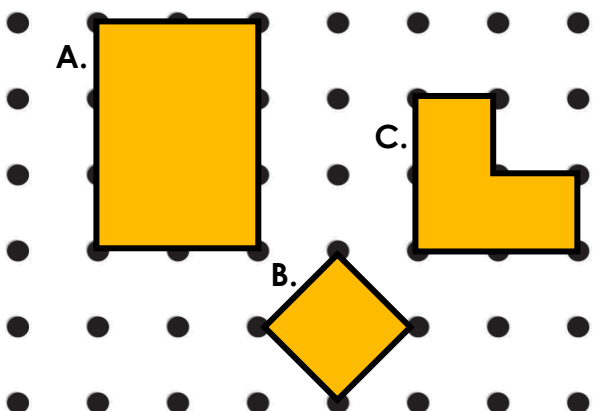
5. Hayley has drawn a vertical line of symmetry on this shape.



Explain her mistake.

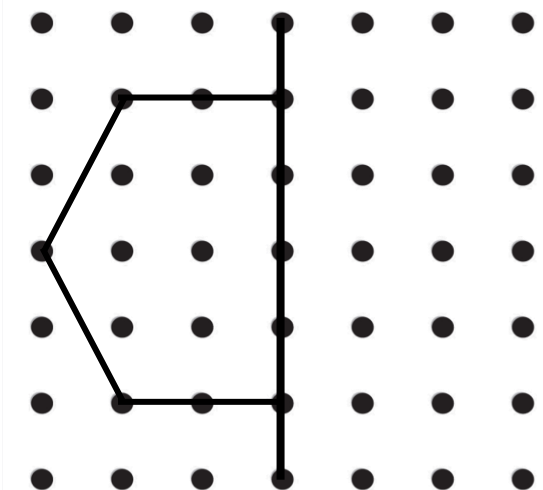
R

3. Draw vertical lines of symmetry on the correct shapes.



VF

6. Complete the shape below so it has a vertical line of symmetry.



PS

## Lines of Symmetry

Investigate which capital letters have a vertical line of symmetry.

A B C D E F G H I J

K L M N O P Q R S T

U V W X Y Z

Explore which names can be made using only letters that are symmetrical.